

## Product Highlights

### Robust Design

High EMC endurance, fanless design, and wider operating temperature range combined with an IP30 housing to withstand harsh operating environments

### Flexible Deployment

Small form factor design that supports multiple mounting types and PoE support to extend the deployment range of PoE-powered devices

### Powerful Management

Features a variety of flexible management options including a web-based UI, industry-standard CLI, SNMP, and a dedicated RJ-45 console port



## DIS-200G Series

# Layer 2 Gigabit Industrial Smart Managed Switches

## Features

### Flexible Availability

- Available in PoE and non-PoE models
- Industrial model variations with wider operating temperature ranges

### Robust and High-Redundancy Design

- Fanless, passive cooling design
- High EMC endurance
- Built-in 6 kV surge protection on copper ports
- Ethernet Ring Protection Switching (ERPS)
- Dual power input for redundant power supplies

### Layer 2 Features

- IEEE 802.1Q and port-based VLAN
- IEEE 802.1p Quality of Service (QoS)
- STP/RSTP/MSTP
- Port mirroring
- Link aggregation
- Bandwidth control
- Broadcast storm control
- IGMP/MLD Snooping

### Advanced Features

- Auto-Surveillance VLAN 2.0 (ASV 2.0)

The DIS-200G Series Layer 2 Gigabit Industrial Smart Managed Switches are equipped with 8 PoE-capable 10/100/1000BASE-T ports (PoE models), 2 10/100/1000BASE-T ports, and 2 SFP ports. These switches feature a robust design making them ideal for deployment in industrial and outdoor cabinet surveillance settings, capable of withstanding the harshest environments. The DIS-200G Series furthermore integrates advanced management and security functions to provide a complete industrial networking solution.

## Durable and Reliable Design

The DIS-200G Series switches are housed in a highly resistant IP30-rated metal casing to protect them from harsh environmental conditions. The high electromagnetic compatibility (EMC) protects the DIS-200G Series from unwanted effects when operating in environments with strong electromagnetic interference. Meanwhile, the fanless design extends the life of the DIS-200G Series while also being able to operate in a wider temperature range of up to 75 °C. For increased flexibility, the DIS-200G Series can also be mounted on a DIN rail, wall-mounted, or installed in an equipment rack.

Additionally, the DIS-200G Series features high-capacity 6 kV surge protection on all copper ports to help prevent damage to the switch and connected devices caused by sudden power surges and lightning strikes. The built-in surge protection of up to 6 kV can mitigate the damage to the switch from both indoor and outdoor devices and network connections by absorbing the excess energy while still letting through the amount of power required for the switch to operate normally. This increases network reliability, reduces repair costs, and removes the need for replacement hardware in the event of an electrical surge or lightning strike.

## Layer 2 Gigabit Industrial Smart Managed Switches

### High Redundancy and Reliability

The DIS-200G Series supports ERPS quick failover recovery for ring topologies that ensures minimal downtime and avoids any loss of data in mission-critical deployment settings. Meanwhile, the dual power input allows for a redundant power supply to make sure the device continues to operate in the event of a primary power supply failure.

### Surveillance Traffic Optimization

The DIS-200G Series supports the Auto-Surveillance VLAN (ASV) feature. This automatically detects surveillance devices and puts them into a dedicated surveillance VLAN, segmenting this type of traffic from the rest of the network. This provides increased security of surveillance data, and gives the traffic a higher priority through the switch, minimizing the chances of video freezing or being delayed on live streams. A single switch can be used for both surveillance and data networks, removing the need for dedicated surveillance hardware while simultaneously reducing maintenance costs.

### Easy Troubleshooting

The DIS-200G Series features loopback detection and cable diagnostics to help network administrators find and solve network problems quickly and easily. Loopback detection is used to detect loops created by a specific port and automatically shuts down the affected port. Cable diagnostics helps network administrators quickly examine the quality of the copper cables, recognize the cable type, and detect cable errors.

### Power over Ethernet Support

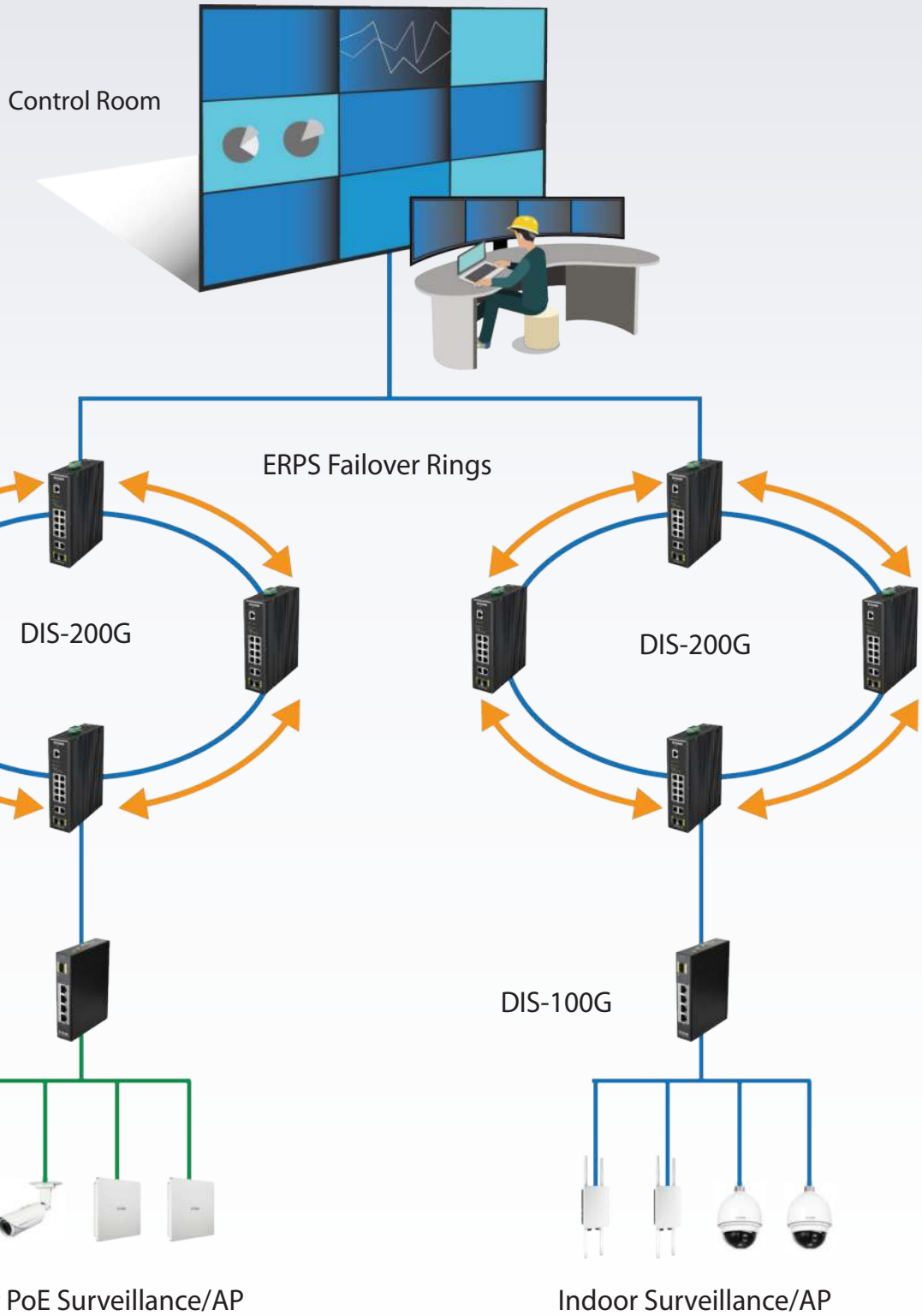
The DIS-200G-12PS and DIS-200G-12PSW are PoE-ready switches with a total PoE budget of 240 W<sup>1</sup>, capable of supplying up to 30 W of power per port to connected PoE-enabled devices. This effectively reduces deployment times, reduces cable clutter, and eliminates the need for dedicated power supplies to allow PoE-devices to be installed in remote locations.



### Limited Lifetime Warranty

D-Link offers a Limited Lifetime Warranty on the DIS-200G Series Layer 2 Gigabit Industrial Smart Managed Switches to further its commitment to product quality and long-term customer confidence<sup>2</sup>.

# Layer 2 Gigabit Industrial Smart Managed Switches

Deployment Scenario



-  Ethernet Data
-  Ethernet Data + PoE Power

**Layer 2 Gigabit Industrial Smart Managed Switches**

Technical Specifications				
General	DIS-200G-12S	DIS-200G-12SW	DIS-200G-12PS	DIS-200G-12PSW
Hardware Version	• A1	• A1	• A1	• A1
Number of Ports	<ul style="list-style-type: none"> <li>• 10 x 10/100/1000BASE-T ports</li> <li>• 2 x SFP ports</li> <li>• 1 x RJ-45 Console port</li> </ul>	<ul style="list-style-type: none"> <li>• 10 x 10/100/1000BASE-T ports</li> <li>• 2 x SFP ports</li> <li>• 1 x RJ-45 Console port</li> </ul>	<ul style="list-style-type: none"> <li>• 8 x 10/100/1000BASE-T PoE ports</li> <li>• 2 x 10/100/1000BASE-T ports</li> <li>• 2 x SFP ports</li> <li>• 1 x RJ-45 Console port</li> </ul>	<ul style="list-style-type: none"> <li>• 8 x 10/100/1000BASE-T PoE ports</li> <li>• 2 x 10/100/1000BASE-T ports</li> <li>• 2 x SFP ports</li> <li>• 1 x RJ-45 Console port</li> </ul>
Port Functions	<ul style="list-style-type: none"> <li>• IEEE 802.3 for Ethernet</li> <li>• IEEE 802.3u for Fast Ethernet</li> <li>• IEEE 802.3ab for Gigabit Ethernet</li> <li>• IEEE 802.3z for Gigabit fiber</li> <li>• IEEE 802.3af/at Power over Ethernet (DIS-200G-12PS/DIS-200G-12PSW)</li> <li>• IEEE 802.3az-compliant</li> </ul>			
Media Interface Exchange	• Auto-MDI/MDIX adjustment for all twisted pair ports			
Performance				
Switching Capacity	• 24 Gbps			
Maximum Forwarding Rate	• 17.85 Mpps			
MAC Address Table Size	• Up to 8K entries			
Transmission Method	• Store-and-forward			
PoE				
PoE Standards	• N/A	• N/A	• IEEE 802.3af/at	• IEEE 802.3af/at
PoE Capable Ports	• N/A	• N/A	• Ports 1 to 8	• Ports 1 to 8
PoE Power Budget	• N/A	• N/A	• Max. 240 W <sup>1</sup>	• Max. 240 W <sup>1</sup>
Physical				
Diagnostic LEDs	<ul style="list-style-type: none"> <li>• SYS</li> <li>• ALM</li> <li>• PWR1/2/3</li> <li>• Link/Activity/Speed</li> </ul>	<ul style="list-style-type: none"> <li>• SYS</li> <li>• ALM</li> <li>• PWR1/2/3</li> <li>• Link/Activity/Speed</li> </ul>	<ul style="list-style-type: none"> <li>• SYS</li> <li>• ALM</li> <li>• PWR1/2/3</li> <li>• Link/Activity/Speed</li> <li>• PoE status</li> <li>• PoE budget</li> </ul>	<ul style="list-style-type: none"> <li>• SYS</li> <li>• ALM</li> <li>• PWR1/2/3</li> <li>• Link/Activity/Speed</li> <li>• PoE status</li> <li>• PoE budget</li> </ul>
Power Input	<ul style="list-style-type: none"> <li>• 12 to 48 V DC terminal block dual input</li> <li>• 12 V DC 4-pin DIN single power input</li> </ul>	<ul style="list-style-type: none"> <li>• 12 to 48 V DC terminal block dual input</li> <li>• 12 V DC 4-pin DIN single power input</li> </ul>	<ul style="list-style-type: none"> <li>• 48 to 54 V DC terminal block dual input</li> <li>• 54 V DC 4-pin DIN single power input</li> </ul>	<ul style="list-style-type: none"> <li>• 48 to 54 V DC terminal block dual input</li> <li>• 54 V DC 4-pin DIN single power input</li> </ul>
Power Consumptions	<ul style="list-style-type: none"> <li>• Maximum: 10.26 W</li> <li>• Standby: 5.94 W</li> </ul>	<ul style="list-style-type: none"> <li>• Maximum: 10.26 W</li> <li>• Standby: 5.94 W</li> </ul>	<ul style="list-style-type: none"> <li>• Maximum: 260 W (PoE on)</li> <li>• Maximum: 10.8 W (PoE off)</li> <li>• Standby: 7.02 W</li> </ul>	<ul style="list-style-type: none"> <li>• Maximum: 260 W (PoE on)</li> <li>• Maximum: 10.8 W (PoE off)</li> <li>• Standby: 7.02 W</li> </ul>
Alarm Relay	• 1 A at 24 V			
Heat Dissipation	• 35.01 BTU/hr	• 35.01 BTU/hr	<ul style="list-style-type: none"> <li>• 887.16 BTU/hr (PoE on)</li> <li>• 36.85 BTU/hr (PoE off)</li> </ul>	<ul style="list-style-type: none"> <li>• 887.16 BTU/hr (PoE on)</li> <li>• 36.85 BTU/hr (PoE off)</li> </ul>
Weight	• 1.63 kg (3.59 lbs)	• 1.63 kg (3.59 lbs)	• 1.76 kg (3.88 lbs)	• 1.76 kg (3.88 lbs)
Dimensions	• 210 x 171.2 x 48 mm (8.27 x 6.74 x 1.89 in)			
Ventilation	• Fanless			
Operating Temperature	• -40 to 65 °C (-40 to 149 °F)	• -40 to 75 °C (-40 to 167 °F)	• -40 to 65 °C (-40 to 149 °F)	• -40 to 75 °C (-40 to 167 °F)
Storage Temperature	• -40 to 85 °C (-40 to 185 °F)			

## Layer 2 Gigabit Industrial Smart Managed Switches

Operating Humidity	• 0% to 95% RH, non-condensing			
Storage Humidity	• 0% to 95% RH, non-condensing			
Material	• IP30-rated metal casing			
Installation	• DIN rail/wall/rack mountable			
MTBF	• 276,773 hours	• 219,314 hours	• 213,112 hours	• 156,452 hours
Certifications	<ul style="list-style-type: none"> <li>• CE</li> <li>• FCC</li> <li>• BSMI</li> </ul>			
Safety	• UL60950-1			
EMI	<ul style="list-style-type: none"> <li>• CISPR 22</li> <li>• FCC Part 15B Class A</li> </ul>			
EMS	<ul style="list-style-type: none"> <li>• EN 61000-4-2 ESD</li> <li>• EN 61000-4-3 RS</li> <li>• EN 61000-4-4 EFT</li> <li>• EN 61000-4-5</li> <li>• EN 61000-4-6 CS</li> <li>• EN 61000-4-8</li> </ul>			
Environmental Tests	<ul style="list-style-type: none"> <li>• IEC 60068-2-27 Shock</li> <li>• IEC 60068-2-32 Freefall</li> <li>• IEC 60068-2-6 Vibration</li> </ul>			

## Layer 2 Gigabit Industrial Smart Managed Switches

Software Features		
VLAN	<ul style="list-style-type: none"> <li>• IEEE 802.1Q tagged VLAN</li> <li>• Port-based VLAN</li> <li>• Auto-Surveillance VLAN 2.0 (ASV 2.0)</li> <li>• Voice VLAN</li> <li>• Asymmetric VLAN</li> </ul>	<ul style="list-style-type: none"> <li>• VLAN group               <ul style="list-style-type: none"> <li>• Supports 128 static VLAN groups</li> <li>• Max. 4094 VIDs</li> </ul> </li> <li>• GVRP</li> </ul>
L2 Features	<ul style="list-style-type: none"> <li>• Flow Control               <ul style="list-style-type: none"> <li>• IEEE 802.3x Flow Control</li> <li>• HDL Blocking Prevention</li> </ul> </li> <li>• Jumbo frames up to 9600 bytes</li> <li>• IGMP Snooping               <ul style="list-style-type: none"> <li>• IGMP v1/v2/v3</li> <li>• Supports up to 256 IGMP snooping groups (shared with MLD snooping)</li> <li>• IGMP Snooping Querier</li> </ul> </li> <li>• MLD Snooping               <ul style="list-style-type: none"> <li>• MLD snooping v1/v2</li> <li>• Supports up to 256 MLD snooping groups (shared with IGMP snooping)</li> <li>• MLD Snooping Querier</li> </ul> </li> <li>• IEEE 802.3ad Link Aggregation               <ul style="list-style-type: none"> <li>• Supports 6 groups per device, 8 ports per group</li> </ul> </li> <li>• Ethernet Ring Protection Switching (ERPS)               <ul style="list-style-type: none"> <li>• G.8032 ERPSv1 single ring</li> </ul> </li> </ul>	<ul style="list-style-type: none"> <li>• Loopback detection</li> <li>• LLDP</li> <li>• Port mirroring               <ul style="list-style-type: none"> <li>• One-to-One</li> <li>• Many-to-One</li> </ul> </li> <li>• Statistics               <ul style="list-style-type: none"> <li>• Tx Ok</li> <li>• Tx Error</li> <li>• Rx Ok</li> <li>• Rx Error</li> </ul> </li> <li>• Spanning Tree Protocol (STP)               <ul style="list-style-type: none"> <li>• IEEE 802.1D STP</li> <li>• IEEE 802.1w RSTP</li> <li>• IEEE 802.1s MSTP</li> </ul> </li> </ul>
Quality of Service (QoS)	<ul style="list-style-type: none"> <li>• IEEE 802.1p Quality of Service (QoS)               <ul style="list-style-type: none"> <li>• 4 queues per port</li> <li>• Queue handling</li> <li>• Strict Priority Queue (SPQ)</li> <li>• Weighted Round Robin (WRR)</li> <li>• Port-based bandwidth control (rate limiting)</li> <li>• Ingress: 8 kbps</li> <li>• Egress: 64 kbps</li> </ul> </li> </ul>	
Security	<ul style="list-style-type: none"> <li>• D-Link Safeguard</li> <li>• Traffic segmentation</li> <li>• Broadcast/Multicast/Unknown Unicast Storm Control</li> </ul>	<ul style="list-style-type: none"> <li>• DoS attack prevention</li> <li>• SSL</li> <li>• Port security</li> </ul>
AAA	<ul style="list-style-type: none"> <li>• Web-based access control</li> </ul>	<ul style="list-style-type: none"> <li>• RADIUS</li> </ul>
Management	<ul style="list-style-type: none"> <li>• Web-based UI (supports IPv4/IPv6)</li> <li>• Client-based D-Link Network Assistant (DNA)</li> <li>• Industry-standard CLI</li> <li>• SNMP</li> <li>• SNMP v1/v2c/v3</li> <li>• SNMP trap</li> <li>• Telnet server</li> </ul>	<ul style="list-style-type: none"> <li>• System Log</li> <li>• DHCP client</li> <li>• TFTP client</li> <li>• LLDP</li> <li>• D-Link Discovery Protocol (DDP)</li> <li>• Dual images</li> <li>• Dual configurations</li> </ul>
OAM	<ul style="list-style-type: none"> <li>• Cable diagnostics</li> </ul>	<ul style="list-style-type: none"> <li>• Optical transceiver Digital Diagnostics Monitoring (DDM)</li> </ul>
Green Technology	<ul style="list-style-type: none"> <li>• Power saving by:               <ul style="list-style-type: none"> <li>• Link status detection</li> <li>• LED shut-off</li> <li>• Port shut-off</li> <li>• System hibernation</li> <li>• IEEE 802.3az Energy-Efficient Ethernet (EEE)</li> </ul> </li> </ul>	
MIB/RFC Standards	<ul style="list-style-type: none"> <li>• RFC768 UDP</li> <li>• RFC791 IP</li> <li>• RFC792 ICMP</li> <li>• RFC793 TCP</li> <li>• RFC826 ARP</li> <li>• RFC1213 MIB II</li> <li>• RFC1493 Bridge MIB</li> </ul>	<ul style="list-style-type: none"> <li>• RFC1907 SNMPv2 MIB</li> <li>• RFC2668 802.3 MAU MIB</li> <li>• RFC4133 Entity MIB</li> <li>• RFC4363 IEEE 802.1p MIB</li> <li>• ZoneDefense MIB</li> <li>• Private MIB</li> </ul>
Warranty		
Warranty	<ul style="list-style-type: none"> <li>• Limited lifetime warranty<sup>2</sup></li> </ul>	

## Layer 2 Gigabit Industrial Smart Managed Switches

Order Information	
Part Number	Description
DIS-200G-12S	10 x 10/100/1000 Mbps ports + 2 x SFP ports switch
DIS-200G-12SW	10 x 10/100/1000 Mbps ports + 2 x SFP ports switch with -40 to 75 °C operating range
DIS-200G-12PS	8 x 10/100/1000 Mbps PoE ports + 2 x 10/100/1000 Mbps ports + 2 x SFP ports switch
DIS-200G-12PSW	8 x 10/100/1000 Mbps PoE ports + 2 x 10/100/1000 Mbps ports + 2 x SFP ports switch with -40 to 75 °C operating range
DIS-200G Series Accessories	
DIS-RK200G	Standard 19" rack mounting kit
DIS-PWR40AC	40 W, 100 ~ 240 V AC input, 12 V DC output power adapter with 60 °C operating temperature
DIS-PWR180AC	180 W, 100 ~ 240 V AC input, 54 V DC output power adapter with 60 °C operating temperature
DIS-200G-RPK40	Rack mounting kit and 40 W, 100 ~ 240 V AC input, 12 V DC output power adapter with 60 °C operating temperature
DIS-200G-RPK180	Rack mounting kit and 180 W, 100 ~ 240 V AC input, 54 V DC output power adapter with 60 °C operating temperature
Optional SFP Transceivers	
DEM-310GT	1000BASE-LX, single-mode, 10 km, 0 to 70 °C operating temperature
DIS-S310LX	1000BASE-LX, single-mode, 10 km, -40 to 85 °C operating temperature
DEM-311GT	1000BASE-SX, multi-mode, 550 m, 0 to 70 °C operating temperature
DIS-S301SX	1000BASE-SX, multi-mode, 550 m, -40 to 85 °C operating temperature
Optional Accessories	
DPE-SP110	Outdoor PoE Ethernet Surge Protector
DPE-SP110I	Ethernet Surge Protector

<sup>1</sup> The actual available PoE budget depends on the power supply connected to the switch.

<sup>2</sup> Limited lifetime warranty is available in the USA only. The warranty is void when not purchased from an authorized US D-Link reseller. Please visit [us.dlink.com](http://us.dlink.com) for a list of authorized US resellers.

Updated 2018/04/18

## For more information

U.S.A. | 17595 Mt. Hermann Street | Fountain Valley, CA 92708 | 800.326.1688 | [dlink.com](http://dlink.com)

©2018 D-Link Corporation/D-Link Systems, Inc. All rights reserved. D-Link and the D-Link logo are registered trademarks of D-Link Corporation or its subsidiaries in the United States and/or other countries. Other trademarks or registered trademarks are the property of their respective owners. All references to speed are for comparison purposes only. Product specifications, size and shape are subject to change without notice, and actual product appearance may differ from that depicted herein.

Visit [us.dlink.com](http://us.dlink.com) for more details.

**D-Link**<sup>®</sup>  
Building Networks for People